



Specifications

- At least 70 microns electrostatically powder-coated die-cast aluminum body
- At least 70 microns electrostatically powder-coated adjustable mounting arm (horizontal: -15°, +15° and vertical: 0°, +15°)
- 4 mm thick tempered glass
- High Power LED with high efficiency factor, L90B10 > 100,000 hours
- PMMA optical lens options suitable for all road classifications
- Constant current output, high-efficiency driver
- One-piece silicone gasket resistant to high and low temperatures
- Corrosion-resistant connection materials
- Optional NEMA or Zhaga socket compatible with smart city lighting systems
- Optional 10kV lightning protector resistant to power line surges
- Tool-less opening front cover

Nominal Power	30 W		
Nominal Voltage	220-240 VAC - 50-60 HZ		
Luminous Flux	C	B	A
	3.750 lm*	4.050 lm*	4.500 lm*
Efficiency	125 lm/W	135 lm/W	150 lm/W
Power Factor	≥0,95		
IEC Protection Class	Class I		
Surge Protection	6-10 Kv		
Dimensions	395x292x74 mm		
Weight	3,0 kg		

*The given lumen value is valid for 4000K-70CRI. Please contact us for other options.

Options

Light Color and CRI Options	3000 K - CRI 70	37
	3000 K - CRI 80	38
	4000 K - CRI 70	47
	4000 K - CRI 80	48
	6500 K - CRI 70	67
	6500 K - CRI 80	68

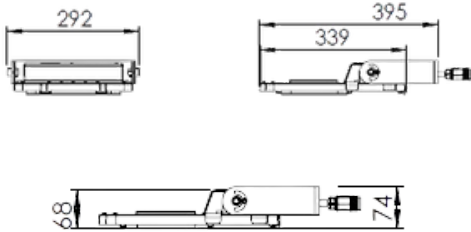
System Options	On-Off Std	01
	1-10V Dim	02
	DALI	07
	1-10V with Nema Socket	08
	DALI with Zhaga Socket	09

Optic Options	10 Degree	04
	25 Degree	05
	60 Degree	07
	90 Degree	08
	Simetric Oval Beam	09

Body Colour Options	RAL7016MAT	716
	RAL9005MAT	905
	RAL9016MAT	916

Dimensions

L1	L2	W	H1	H2
339mm	395mm	292mm	68mm	74mm

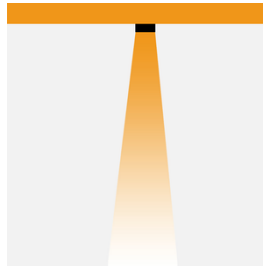


Order Code

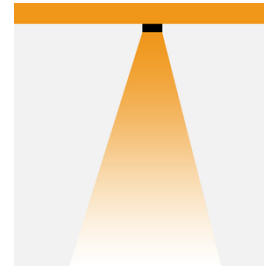
AR	Material Group
LM2	Product Model
C	Lumen Segment
030	Product Power (W)
47	Color and CRI Options
07	Optical Options
01	System Option
716	Body Color Option

AR - LM2 - C - 030 - 47 - 07 - 01 - 716

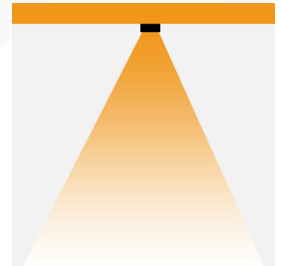
10 Degree



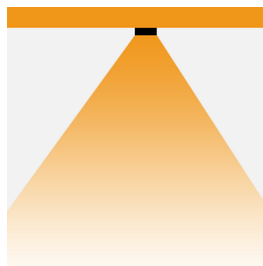
25 Degree



60 Degree



90 Degree



Simetric Oval Beam

