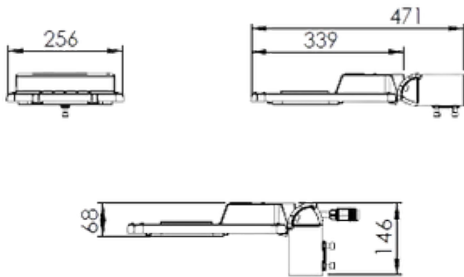




Dimensions

L1	L2	W	H1	H2
339mm	471mm	256mm	68mm	146mm



Order Code

AR	Material Group
LM1	Product Model
C	Lumen Segment
075	Product Power (W)
47	Color and CRI Options
11	Optical Options
01	System Option
716	Body Color Option

AR - LM1 - C - 075 - 47 - 11 - 01 - 716

Specifications

- At least 70 microns electrostatically powder-coated die-cast aluminum body and front cover
- At least 70 microns electrostatically powder-coated adjustable mounting arm (horizontal: -15°, +15° and vertical: 0°, +15°)
- 4 mm thick tempered glass
- High Power LED with high efficiency factor, L90B10 > 100,000 hours
- PMMA optical lens options suitable for all road classifications
- Constant current output, high-efficiency driver
- One-piece silicone gasket resistant to high and low temperatures
- Corrosion-resistant connection materials
- Optional smart city lighting compatible NEMA or Zhaga socket
- Optional 10kV lightning protector resistant to power line surges
- Tool-less opening front cover

Nominal Power	75 W		
Nominal Voltage	220-240 VAC - 50-60 HZ		
Luminous Flux	C	B	A
	9.375 lm*	10.125 lm*	11.250 lm*
Efficiency	125 lm/W	135 lm/W	150 lm/W
Power Factor	≥0,95		
IEC Protection Class	Class I		
Surge Protection	6-10 Kv		
Mounting Diameters	Ø42 mm - Ø60 mm		
Dimensions	471x256x68mm		
Weight	3,2 kg		

*The given lumen value is valid for 4000K-70CRI. Please contact us for other options.

Options

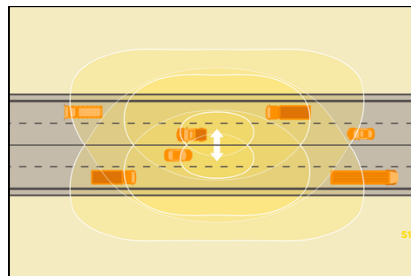
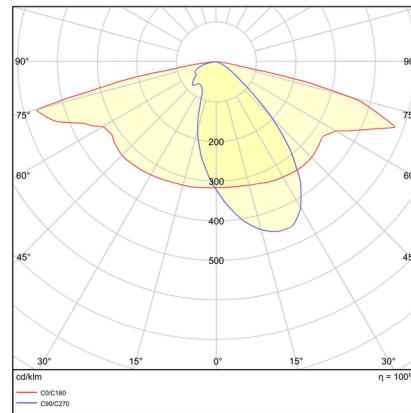
Light Color and CRI Options	3000 K - CRI 70	37
	3000 K - CRI 80	38
	4000 K - CRI 70	47
	4000 K - CRI 80	48
	6500 K - CRI 70	67
	6500 K - CRI 80	68

System Options	On-Off Std	01
	1-10V Dim	02
	TEDAŞ	06
	DALI	07
	1-10V with Nema Socket	08
	DALI with Zhaga Socket	09

Road Optic Options	S10M3	11
	S13M4	14

Body Colour Options	RAL7016MAT	716
	RAL9005MAT	905
	RAL9016MAT	916

S10M3



S13M4

