



Specifications

- At least 70 microns electrostatically powder-coated die-cast aluminum body
- At least 70 microns electrostatically powder-coated DKP / galvanized brackets
- 4 mm thick tempered glass
- Mid Power LED with high efficiency factor, L90B10 > 80,000 hours
- PMMA optical lens options suitable for all facade lighting applications
- Constant current output, high-efficiency driver
- One-piece silicone gasket resistant to high and low temperatures
- Corrosion-resistant connection materials

Nominal Power	120 W		
Nominal Voltage	220-240 VAC - 50-60 HZ		
Luminous Flux	C	B	A
	15.000 lm*	16.800 lm*	18.000 lm*
Efficiency	125 lm/W	140 lm/W	150 lm/W
Power Factor	≥0,95		
IEC Protection Class	Class I		
Surge Protection	6-10 Kv		
Dimensions	524x369x103 mm		
Weight	4,9 -5,6 kg		

*The given lumen value is valid for 4000K-70CRI. Please contact us for other options.

Options

Light Color and CRI Options	3000 K - CRI 70	37
	3000 K - CRI 80	38
	4000 K - CRI 70	47
	4000 K - CRI 80	48
	6500 K - CRI 70	67
	6500 K - CRI 80	68


System Options	On-Off Std	01
	DALI	07
	1-10V with Nema Socket	08
	DALI with Zhaga Socket	09

Optic Options	10 Degree	04
	25 Degree	05
	60 Degree	07
	90 Degree	08
	Symmetric Oval Beam	09

Body Colour Options	RAL7016MAT	716
	RAL9005MAT	905
	RAL9016MAT	916

Dimensions

L1	L2	W	H1	H2
384mm	524mm	369mm	103mm	154mm

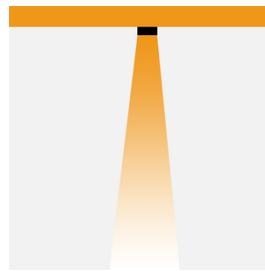


Order Code

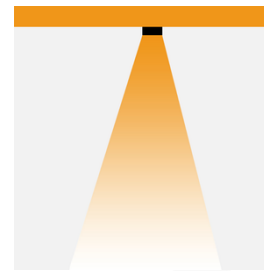
AR	Material Group
LS1	Product Model
A	Lumen Segment
120	Product Power (W)
47	Color and CRI Options
08	Optical Options
01	System Option
716	Body Color Option

AR - LS1 - A - 120 - 47 - 08 - 01 - 716

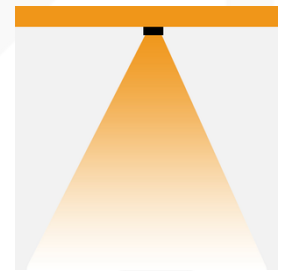
10 Degree



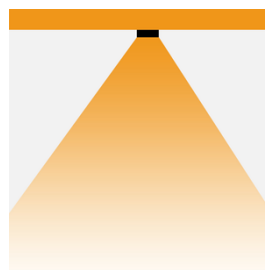
25 Degree



60 Degree



90 Degree



Symmetric Oval Beam

