



Specifications

- At least 70 microns electrostatically powder-coated die-cast aluminum body
- At least 70 microns electrostatically powder-coated DKP / galvanized brackets
- 4 mm thick tempered glass
- Mid Power LED with high efficiency factor, L90B10 > 80,000 hours
- PMMA optical lens options suitable for all facade lighting applications
- Constant current output, high-efficiency driver
- One-piece silicone gasket resistant to high and low temperatures
- Corrosion-resistant connection materials

| | | | |
|----------------------|------------------------|------------|------------|
| Nominal Power | 100 W | | |
| Nominal Voltage | 220-240 VAC - 50-60 HZ | | |
| Luminous Flux | C | B | A |
| | 12.500 lm* | 14.000 lm* | 15.000 lm* |
| Efficiency | 125 lm/W | 140 lm/W | 150 lm/W |
| Power Factor | ≥0,95 | | |
| IEC Protection Class | Class I | | |
| Surge Protection | 6-10 Kv | | |
| Dimensions | 524x369x103 mm | | |
| Weight | 4,9 -5,6 kg | | |

*The given lumen value is valid for 4000K-70CRI. Please contact us for other options.

Options

| | | |
|-----------------------------|-----------------|-----------|
| Light Color and CRI Options | 3000 K - CRI 70 | 37 |
| | 3000 K - CRI 80 | 38 |
| | 4000 K - CRI 70 | 47 |
| | 4000 K - CRI 80 | 48 |
| | 6500 K - CRI 70 | 67 |
| | 6500 K - CRI 80 | 68 |


| | | |
|----------------|------------------------|-----------|
| System Options | On-Off Std | 01 |
| | DALI | 07 |
| | 1-10V with Nema Socket | 08 |
| | DALI with Zhaga Socket | 09 |

| | | |
|---------------|---------------------|-----------|
| Optic Options | 10 Degree | 04 |
| | 25 Degree | 05 |
| | 60 Degree | 07 |
| | 90 Degree | 08 |
| | Symmetric Oval Beam | 09 |

| | | |
|---------------------|------------|------------|
| Body Colour Options | RAL7016MAT | 716 |
| | RAL9005MAT | 905 |
| | RAL9016MAT | 916 |

Dimensions

| | | | | |
|-------|-------|-------|-------|-------|
| L1 | L2 | W | H1 | H2 |
| 384mm | 524mm | 369mm | 103mm | 154mm |

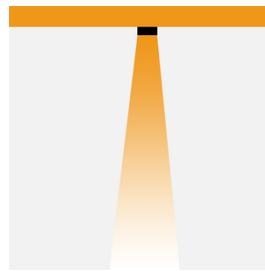


Order Code

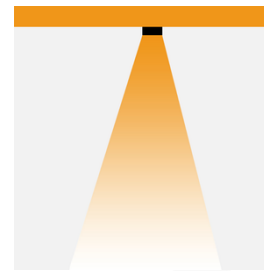
| | |
|-----|-----------------------|
| AR | Material Group |
| LS1 | Product Model |
| A | Lumen Segment |
| 100 | Product Power (W) |
| 47 | Color and CRI Options |
| 08 | Optical Options |
| 01 | System Option |
| 716 | Body Color Option |

AR - LS1 - A - 100 - 47 - 08 - 01 - 716

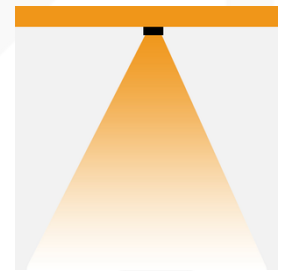
10 Degree



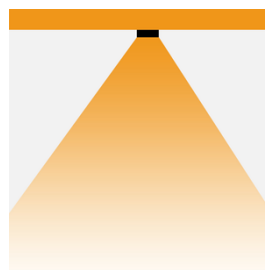
25 Degree



60 Degree



90 Degree



Symmetric Oval Beam

